



ARB ANNUAL REPORT

A YEAR IN REVIEW

A new ARB retail store opens in Mandurah, while ARB Penrith moves to larger premises.



A major new product range, ARB under vehicle protection, is released for a growing number of vehicles.

The acclaimed ARB Fridge Freezer range expands to include 35L, 60L and 78L models, while the 47L model is declared best fridge by 4WD Action magazine for the second time in a row.



ARB launches a new website, which enjoys excellent increases in traffic numbers.



The new Outback Solutions drawers range is embraced by the retail network and continues to grow with over 200 universal and vehicle-specific configurations available.



ARB THIS LATEST OFFER...
WON'T STAND STIHL® FOR LONG.



A major campaign with STIHL® chainsaws results in significant increases in ARB bull bar sales across Australia.

Circulation of ARB's quarterly customer magazine achieves phenomenal growth.




Table of Contents

CONTENTS	PAGE
Corporate Information	2
Chairman's Statement	3
Corporate Governance Statement	7
Directors' Report	11
Auditor's Independence Declaration	16
Financial Report for the year ended 30 June 2011	
Consolidated Income Statement	17
Consolidated Statement of Comprehensive Income	18
Consolidated Statement of Financial Position	19
Consolidated Statement of Changes in Equity	20
Consolidated Statement of Cash Flows	21
Notes to the Financial Statements	22
Directors' Declaration	43
Independent Auditor's Report	44
ASX Additional Information	46

Corporate Information

Directors

Roger G Brown B.E., M.B.A.
Andrew H Brown
John R Forsyth B.E., M.B.A.
Robert D Fraser B.Ec., LLB (Hons)
Ernest E Kulmar B.Com., FCPA
Andrew P Stott

Company Secretary

John R Forsyth B.E., M.B.A.

Principal Registered Office

42-44 Garden Street
Kilsyth Victoria 3137 Australia
Tel: (03) 9761 6622
Fax: (03) 9761 6807

Auditors

Pitcher Partners
Level 19
15 William Street
Melbourne Victoria 3000

Location of Register of Securities

Computershare Investor Services Pty Limited
Yarra Falls, 452 Johnston Street
Abbotsford Victoria 3067
Tel: +61 (0)3 9415 4000 (investors)
Tel: 1300 850 505 (investors within Australia)
Fax: (03) 9473 2587

Stock Exchange

Australian Securities Exchange
Level 45, South Tower
Rialto, 525 Collins Street
Melbourne Victoria 3000

Chairman's Statement

RESULTS

The directors of ARB Corporation Limited (“**ARB**” or the “**Company**”) are pleased to report that the Company achieved a record net profit after tax of \$37.9 million for the year ended 30th June 2011. This represented a 16% increase over the prior year's net profit after tax of \$32.6 million.

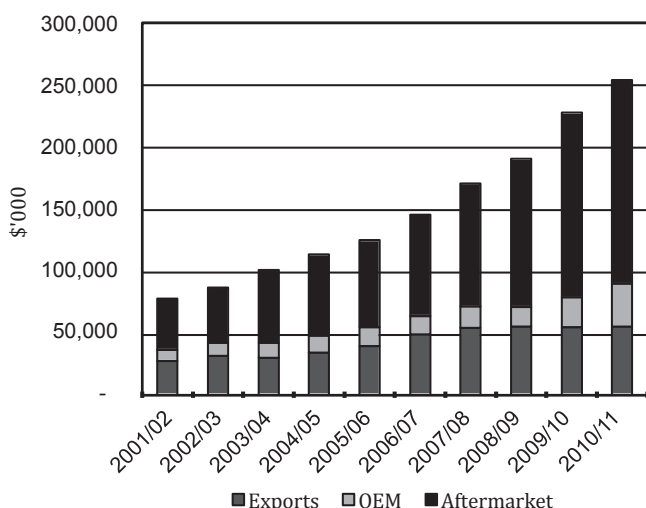
The Company's strong profit performance was achieved on an 11.5% increase in sales to \$254 million from \$228 million last year. A summary of the 2010/11 result is presented below:

Year to 30 June	2011 \$'000	2010 \$'000	Change
Sales Revenue	254,171	228,001	+ 11.5%
Total Revenue	256,553	230,313	
Net Profit Before Tax	51,315	44,812	+ 14.5%
Less Tax	13,461	12,184	
Net Profit After Tax	37,854	32,628	+ 16.0%
Basic EPS – cents	52.2	46.3	
DPS – cents			
Interim	10.0	7.5	
Final	13.0	12.0	
Special	-	40.0	
Total	23.0	59.5	
Franked Amount	100%	100%	

The Company intends to pay an increased final fully franked dividend of 13.0 cents per share on the 21st October 2011. This brings total ordinary dividends for the year to 23.0 cents per share fully franked, compared with 19.5 cents per share fully franked last year. The Record Date for the final dividend will be the 7th October 2011.

10 YEAR HISTORICAL PERFORMANCE

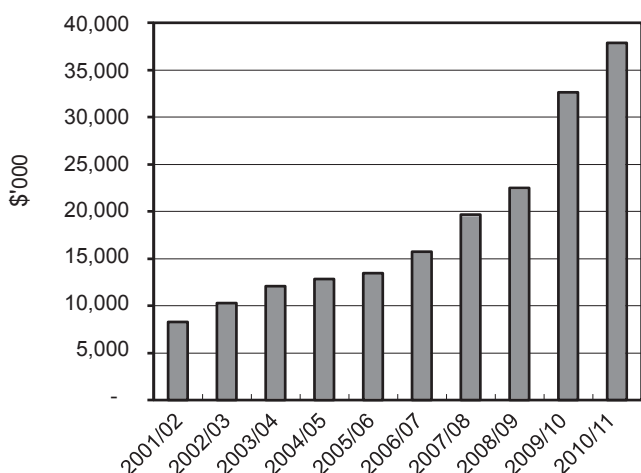
The sales, profits and dividends per share performance of the Company over the past 10 years is illustrated in the graphs below:



SALES REVENUE

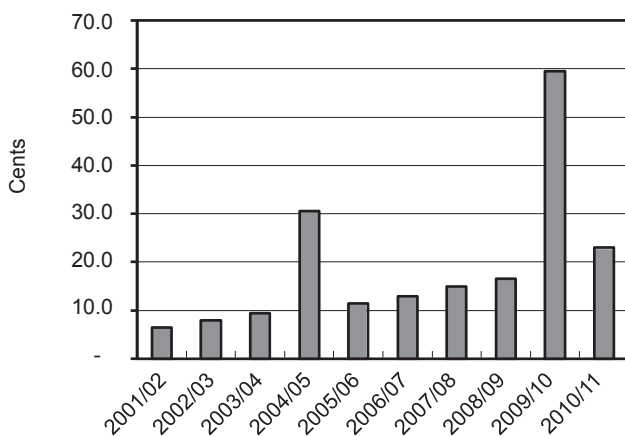
Annual sales revenue has grown at an average compound rate of 13.9% over the past 10 years.

Chairman's Statement (continued)



NET PROFIT AFTER TAX (ex property sales)

Net profit after tax has grown at an average compound rate of 18.4% over the past 10 years (excluding profits from property sales in 2004/05 and 2005/06).



DIVIDENDS PER SHARE

Dividends per share have grown steadily over the past 10 years with special dividends paid in 2004/05 and 2009/10. All dividends have been fully franked.

HIGHLIGHTS OF THE 2010/11 YEAR

Sales

The Company's sales growth for the 2010/11 year of 11.5% was very pleasing given the challenging economic environment that prevailed during this period. Of total group sales for the year, the Australian aftermarket accounted for 64%, whilst export sales represented 23% and sales to vehicle manufacturers (OEMs) were 13%.

In Australia, a sales increase of 15.4% was recorded and most of ARB's operations achieved growth. It should be noted that Australian sales include ARB sales to the aftermarket and OEMs and sales made by Kingsley Enterprises and Thule Car Rack Systems.

The Company's export sales, direct from Australia and Thailand and to customers via ARB's US subsidiary Air Locker Inc., were severely hampered by the strengthening Australian dollar. Sales in the USA increased by 12.6% in US dollar terms, however, in Australian dollar terms sales declined marginally. Overall, total export sales in Australian dollar terms were on a par with the prior year's result despite the exchange rate impact.

ARB's market leading store and stockist network throughout Australia helped the Company to maintain good growth in the Australian aftermarket. The number of ARB branded stores increased to 40 with 15 of these being corporate stores. During the year the following changes were made to the store network:

- a new ARB licensed store was established at Caboolture, Queensland in December 2010;
- the Company purchased the business of ARB Cairns in Queensland from an independent licensee in November 2010;
- the Company purchased the business of a stockist in Mandurah, WA and moved the business to larger Company owned premises to establish ARB Mandurah in December 2010; and
- in June 2011 the Company closed its Richmond store in Melbourne as scheduled and the business was transferred to surrounding stores.

Chairman's Statement (continued)

Sales of new 4WD vehicles in Australia continued to grow over the period. The table below outlines this growth.

**Australian New Vehicle Sales
12 months to 30th June**

	4WD Vehicle All Categories	4WD Utilities	Total Vehicles Australia
2010	308,918	92,662	1,011,565
2011	327,386	96,741	1,000,647
% change	+6.0%	+4.4%	-1.1%

As can be seen from the figures in the table above, ARB's market in Australia remains strong. Almost 1 in 3 vehicles sold in Australia is a 4WD and their proportion of the total new vehicle market continues to grow.

Overall vehicle sales and sales of 4WD vehicles would have been stronger had it not been for the devastating earthquake and resultant tsunami that occurred in Japan early in the second half of 2010/11. The supply of both 4WDs and 4WD utilities built in both Japan and Thailand was severely disrupted throughout the last quarter. This disruption continues at present but vehicle deliveries should be back to normal by the end of September 2011.

Products

ARB remains committed to product development as an essential element of maintaining the Company's sustainable competitive advantage. Expenditure on R&D has grown over the period and new products are regularly being released by ARB into its market worldwide.

A few highlights for the year were:

- a new range of polished aluminum nudge bars was released for smaller SUVs and utilities;
- the range of ARB fridges was expanded to four models;
- the range of Nitrocharger Sport shock absorbers was expanded extensively;
- products in a new market segment - "under vehicle" protection systems - were released for many of the most popular vehicles; and
- a modular range of roller drawer systems was released for distribution throughout the ARB store network.

The Company is pleased to report that it has a large number of both short and long term development projects underway in all of its major product groups.

Manufacturing

Demand for the Company's manufactured products was consistently high during 2010/11. This meant that ARB's manufacturing plants in both Australia and Thailand were operating at close to full capacity. In response, the Company made further investments in new plant and equipment to increase production capacity as required.

Financial

ARB strengthened its balance sheet during the period and had a net cash balance of \$30.7 million at the 30th June 2011. This compares with a net cash balance of \$20.9 million at the 30th June 2010.

The Company's strong financial position ensures that ARB can react quickly to appropriate opportunities, such as further earnings accretive capital projects or suitable acquisitions.

Exchange rates have fluctuated significantly over the year. The Company has some natural hedges through its operations in Australia, USA and Thailand and also through its purchasing and selling arrangements. However, changes in exchange rates affect costs in different geographic markets and management believes that more stable currency markets generally create a better business environment for the Company over the longer term.

Chairman's Statement (continued)

THE FUTURE

The Company's record 2010/11 result was achieved in the face of very difficult global market conditions. The current economic environment remains challenging. However, the outlook for the Company is positive and the Board is cautiously optimistic about the future. A first quarter trading update will be provided to shareholders at the AGM in October 2011.

ARB's main growth strategies remain focused on achieving the following:

- increasing output from the Company's manufacturing plants as demand requires;
- further strengthening ARB's store network throughout Australia, particularly in areas where 4WD vehicle sales are strong;
- fast tracking the development of new products to supply ARB's aftermarket customers both locally and overseas;
- developing the Thule Car Rack Systems and ARB Off Road businesses;
- ensuring that Kingsley Enterprises has new products to supply its existing customers both locally and overseas; and
- concentrating the Company's sales efforts in areas of the world where oil extraction, mining, aid and relief and agriculture are creating high demand for 4WD vehicles.

With strong brands around the world, a very capable senior management team and staff, a strong balance sheet and growth strategies in place, ARB is well positioned to continue on-going success despite the global economic challenges.



Roger Brown
Chairman
17th August 2011

Corporate Governance Statement
For the Year Ended 30 June 2011

The Board of ARB Corporation Limited ("ARB" or the "Company") is committed to high standards of corporate governance and supports the principles of good corporate governance and best practice recommendations as published in the second edition Corporate Governance Guidelines of the ASX Corporate Governance Council in August 2007 and revised subsequently.

ASX Listing Rule 4.10 requires ARB to disclose the extent to which it has followed these best practice recommendations. This statement outlines the key corporate governance practices of ARB, as they relate to the recommendations of the ASX Corporate Governance Council.

The Board recognises that some practices are more relevant to larger companies. The Board has adopted those practices that it believes will maximise long term shareholder value given ARB's specific circumstances.

1. The Roles of the Board and Management

The Board of Directors is responsible for increasing shareholder value through leadership and direction of the Company. Matters reserved for the Board include:

- setting the strategic direction of the Company
- appointing and reviewing the performance of the Managing Director
- setting objectives for which the Managing Director is responsible
- approving major investment decisions and financial budgets
- monitoring financial and operating performance
- determining capital, funding and dividend policies
- planning Board and management succession
- defining the limits to management's responsibilities
- ensuring the Company complies with the law and conforms to the highest standards of financial and ethical behaviour

Board Meetings are held regularly and the Board meets on other occasions to deal with matters that require attention between scheduled meetings.

The responsibility for the operation and administration of the economic entity is delegated by the Board to the Managing Director, the Executive Directors and the Departmental Executives.

The Board of ARB and senior management monitor the performance of all Divisions through the preparation of weekly management reports and monthly management accounts.

The weekly management reports are circulated to all Board members to ensure that they are aware of key developments within the Company and in the industry and environment in which it operates.

The monthly management accounts are prepared using accrual accounting techniques and report each Division's results. These monthly management accounts are compared by management with monthly targets. Each Division has key performance indicators and reports to the Board monthly.

The monitoring of ARB's performance by the Board and management assists in identifying the areas where additional attention is required.

The Executive Directors evaluate the performance of the senior management team on an informal basis throughout the year and on a formal basis once per year.

2. The Structure of the Board

The composition of the Board is determined in accordance with ARB's constitution and the ASX Listing Rules.

The Board regards a Director as independent if he or she is free from any material interest in, or other material relationship with, the Company, other than as a Director, which could reasonably be perceived to materially interfere with the Director's ability to exercise independent judgement with respect to the matter being considered. Independence and materiality are considered by the Board in the context of all of the relevant circumstances.

The Board presently comprises three Executive Directors and three independent Non-executive Directors. The Board believes that, at present, this structure combines the skills, experience and efficiency of operation best suited to governing the Company.

Corporate Governance Statement (continued)
For the Year Ended 30 June 2011

The Executive Chairman currently carries out the roles of Chairman and Managing Director and has done so since the company listed on the ASX in 1987. The Board acknowledges the recommendation of the ASX Corporate Governance Council that these roles be carried out by different people and the Chairman be a Non-executive Director. However, the Board believes that the wealth of knowledge and expertise of the current Chairman and his interest in the Company as a substantial shareholder, make it appropriate for him to be the Chairman and Managing Director.

For the same reasons, the Board does not comprise a majority of independent Directors. The Board believes that all of its Directors exercise due care and skill with respect to the matters which they consider and bring objective judgement to bear in decision making.

Committees

The Board of Directors, as part of its responsibility to oversee the strategic direction of the Company, has established guidelines and committees to ensure that its businesses operate ethically and fairly and to ensure that the assets of the Company are properly protected. The committees which the Board has established are as follows:

- Audit Committee
- Risk Management Committee
- Remuneration and Nomination Committee

The Board, through the Remuneration and Nomination Committee, attempts to assess objectively its performance and that of its committees and individual members. The Board regularly undertakes performance reviews on an informal basis.

The requirement for membership of this committee is that the member must be an independent Non-executive Director and able to make a contribution to this decision-making process. The Remuneration and Nomination Committee is composed of the three Non-executive Directors of ARB and is chaired by one of those independent Non-executive Directors.

Appointment of Directors

One of the roles and responsibilities of the Remuneration and Nomination Committee is to recommend to the Board the selection and appointment of suitable Directors to the Company.

The committee considers the size and composition of the Board and the selection and appointment of new Directors as required based upon the existing expertise and experience of the Board and the future requirements of the Company and the desirability of increasing diversity as a means of enhancing shareholder value.

The Board's objective is to achieve the mix of skills and diversity that is best suited to maximising long term shareholder value given the circumstances at any particular time. The Board believes that the Remuneration and Nomination Committee is best placed to assess these requirements rather than using intermediaries.

The conditions relating to a Director's appointment are provided to the Director in writing prior to appointment. All Directors are subject to re-election by rotation in accordance with ARB's constitution. Shareholders are encouraged to participate in the re-election of Directors.

Directors may obtain independent professional advice, at the Company's expense, on matters arising in the course of their Board duties after obtaining the Chairman's approval, which cannot be unreasonably withheld.

The other information with respect to the structure of the Board noted in the Guide to Reporting on Principle 2 has been provided in the Directors' Report as the Board believes this is a more appropriate place at which to disclose such information.

3. Ethical Business Practices

ARB is committed to being a socially responsible corporate citizen, using honest and fair business practices.

The Company does not have a formal Code of Conduct because the Company believes that a more effective means of enhancing investor confidence and actively promoting ethical and responsible decision-making is for the Board and the senior management team to foster, through their own actions, an ethical corporate culture.

Corporate Governance Statement (continued)

For the Year Ended 30 June 2011

Similarly, the Board believes that it has fostered and that the Company and its employees have a governance culture that encourages excellence and ethical business practices to enhance long term shareholder value. This includes the advancement of all employees in an ethical manner as appropriate irrespective of gender, age, ethnicity and cultural background.

Accordingly, the Board has not adopted a formal diversity policy or set measurable objectives based on diversity alone. The Board believes that this is consistent with its objective of generating long term shareholder value in an ethical manner.

The Board promotes open and honest disclosure and discussion, together with consideration and respect for the interests of all legitimate stakeholders, at all Board and weekly management meetings.

In addition, the Board and the senior management of the Company regularly consider relevant matters including conflicts of interest, corporate opportunities, business practices, confidentiality, fair dealing, complaints handling, protection and proper use of the Company's assets, compliance with laws and regulations and reporting unlawful and unethical behaviour.

The Board has ultimate responsibility for resolving all matters concerning ethical and responsible decision-making.

These procedures are designed to ensure that the integrity of the Company is maintained and that investor confidence is enhanced.

The Board encourages Non-executive Directors to own shares in the Company to further link their interests with the interests of all shareholders.

The Company is aware of its legal and other obligations to all legitimate stakeholders. The Board believes that appropriate recognition of these interests will enhance shareholder value in the long term.

The Board believes that the shareholders of the Company ultimately assess the performance of the Board, its committees, individual Directors and senior management based on the financial performance of the Company in the context of the commercial, legal and ethical framework within which the Company operates.

Directors' share trading

The Board of Directors has a formal policy for share dealing by Directors. This policy allows for the buying and selling of ARB shares only during the four-week periods following the annual and half yearly results announcements and the annual general meeting, unless approval is obtained from the Chairman to deal in the Company's shares outside these times.

4. Safeguard Integrity

ARB has an Audit Committee with a formal charter. The Audit Committee is composed of the three independent Non-executive Directors of ARB and is chaired by one of those independent Non-executive Directors.

The Board considers that the composition of the present Audit committee maintains integrity and is most operationally effective for a company of ARB's size and Board composition.

The primary function of the Audit Committee is to recommend to the Board the selection and appointment of the external auditors, based on the audit requirements of the Company and the independence and suitability of the auditors. The Audit Committee also acts as an interface between the Board and the external auditors to:

- ensure that the external auditors who are selected and appointed remain appropriate to the needs of the Company
- review the independence of the external auditors
- ensure the rotation of the external audit engagement partners in accordance with regulatory requirements
- review, with management and the auditors, the Company's periodic statutory accounts and reports
- review the systems and controls established by management to safeguard the assets of the Company
- monitor procedures in place aimed at ensuring compliance with the Corporations Act 2001 and the Australian Stock Exchange Listing Rules
- monitor the effective management of financial and other business risks

The Audit Committee has reviewed the external auditor's independence and is satisfied that they are not restricted in forming an independent view on the Group's financial report.

The provision of non-audit services by the external auditors to the Group has been restricted by the Board to ensure audit independence.

The other information with respect to safeguarding the integrity of financial reporting noted in Guide to Reporting on Principle 4 has been provided in the Directors' Report.

Corporate Governance Statement (continued)
For the Year Ended 30 June 2011

5. Timely Disclosure of Material Matters

The Company's aim is to ensure timely, balanced and continuous disclosure to the market of all material matters concerning the Company in accordance with the ASX continuous disclosure regime.

The policies and procedures designed to ensure compliance with ASX Listing Rules and Corporations Act 2001 disclosure requirements and to ensure accountability at a senior management level for that compliance are as follows:

- the Company must notify the market, via the ASX continuous disclosure regime, of any price sensitive information
- the Directors, Company Secretary and the Financial Controller are designated as Disclosure Officers who are responsible for reviewing potential disclosures and deciding what information should be disclosed
- only a Disclosure Officer may authorise communication with external parties on behalf of the Company thereby safeguarding confidentiality of corporate information
- the onus is on all executives to inform a Disclosure Officer of all potential disclosures as soon as they become aware of the information. The senior management team is responsible for ensuring staff understand and comply with this policy
- ASX and media releases must be approved by a Director who is a Disclosure Officer

6. Rights of Shareholders

The shareholders of ARB are responsible for voting on the election of Directors at the Annual General Meeting in accordance with the Company's constitution.

The Annual General Meeting also provides shareholders with the opportunity to express their views on matters concerning the Company and to vote on other items of business for resolution by shareholders. ARB's policy is to encourage effective shareholder participation at general meetings.

ARB requests that a senior partner of the firm of auditors attends the Annual General Meeting and be available to answer shareholder questions about the conduct of the audit and the preparation and content of the auditor's report.

ARB has a policy of effective communication with shareholders through:

- the Annual Report which is distributed to all shareholders
- disclosures made to the ASX
- letters to shareholders after half year and full year results announcements
- notices and explanatory memoranda in relation to resolutions to be put to a vote
- AGMs at which shareholders are given an opportunity to participate

7. Risk Management

The Board has established a Risk Management Committee to oversee the management of business risks and internal control. This is a management committee composed of the Executive Directors and the Financial Controller.

The Risk Management Committee identifies, assesses, monitors and manages business risks and internal control procedures by considering such matters as part of the regular weekly meetings of the senior management team of the Company.

Minutes of every management meeting are circulated to the Board which has the ultimate responsibility of ensuring that the risk mitigation actions recommended at these meetings are implemented.

8 Fair and Responsible Remuneration

ARB has established a Remuneration and Nomination Committee. The Remuneration and Nomination Committee is composed of three independent Non-executive members of the Board. The Chairman of the Committee is appointed by the Board.

The primary function of the Remuneration and Nomination Committee is to review senior executive remuneration structures, review senior management succession plans and monitor Directors' remuneration levels.

The committee may engage appropriately qualified consultants to provide it with advice and recommendations.

The independent Non-executive Directors are remunerated by way of fees and statutory superannuation.

Additional information with respect to remuneration noted in Guide to Reporting on Principle 8 has been provided in the Directors' Report.

Directors' Report

The Directors present their report together with the financial report of the consolidated entity of ARB Corporation Limited, being the Company and its controlled entities, for the financial year ended 30 June 2011 and the auditor's report thereon. This financial report has been prepared in accordance with Australian Accounting Standards.

Principal Activities

The principal activities of the consolidated entity during the course of the financial year remained unchanged and were the design, manufacture, distribution and sale of motor vehicle accessories and light metal engineering works.

Results

The consolidated profit for the year attributable to the members of the Company after income tax expense, was \$37,854,000 (2010: \$32,628,000).

Review of Operations

A review of the Company's operations is included in the Chairman's Statement on pages 3 to 6.

Significant Changes in the State of Affairs

During the period, the Company continued to engage in its principal activity, the results of which are disclosed in the attached financial statements.

After Balance Date Events

No matters or circumstances have arisen since the end of the financial year that have significantly affected or may significantly affect the operations of the consolidated entity, the results of those operations, or the state of affairs of the consolidated entity in future financial years.

Likely Developments

The Company will continue to pursue its operating strategy to create shareholder value. Further information is included in Chairman's statement.

Environmental Regulation

The consolidated entity's operations are not subject to any significant environmental Commonwealth or State environmental regulations or laws.

Dividend Paid, Recommended and Declared

Dividends paid or proposed by the Company since the end of the previous financial year were:

	\$'000s
In respect of the prior financial year:	
- a final fully franked ordinary dividend of 12 cents per share was recommended by the Directors in the June 2010 Financial Report and subsequently paid on 22 October 2010	<u>8,698</u>
In respect of the current financial year:	
- An interim dividend of 10 cents per share fully franked was paid on 20 April 2011	7,248
- The final dividend proposed by the Directors of the Company to be paid on 21 October 2011 is a fully franked dividend of 13 cents per share	<u>9,423</u>
Total dividends in respect of the year ended 30 June 2011	<u><u>16,671</u></u>

The final dividend proposed by the Directors of the Company has not been provided for in the Consolidated Statement of Financial Position as at 30 June 2011.

Directors' Report (continued)

Information on Directors and Company Secretary

The qualifications, experience and special responsibilities of each person who has been a Director of ARB Corporation Limited at any time during or since the end of the financial year are provided below, together with details of the Company secretary as at the year end.

NAME & QUALIFICATIONS	AGE	EXPERIENCE AND SPECIAL RESPONSIBILITIES
Mr. Roger G Brown B.E., M.B.A. Chairman Managing Director	60	Wide range of experience within the automotive industry in Australia and overseas. Managing Director of ARB Corporation Limited since 1987. Member of the Risk Management Committee.
Mr. Andrew H Brown Executive Director	53	Wide range of experience in automotive engineering and marketing. Executive Director of ARB Corporation Limited since 1987. Member of the Risk Management Committee.
Mr. John R Forsyth B.E., M.B.A. Executive Director Company Secretary	63	Director of ARB Corporation Limited since 1987. Executive Director of ARB Corporation Limited since 1989. Chairman of the Risk Management Committee. Appointed Company Secretary on 1 October 2004.
Mr. Robert D Fraser B.Ec., LLB (Hons) Non-executive Director	45	Company Director and corporate adviser. Director of Taylor Collison Limited. Non-executive Director of Symex Holdings Limited. Non-executive Director of Concept Hire Limited between September 2004 and October 2007, HFA Holdings Limited between December 2007 and November 2008, and Crane Group Limited between June 2004 and February 2011. Non-executive Director of ARB Corporation Limited since 2004. Chairman of the Audit Committee. Chairman of the Remuneration and Nomination Committee.
Mr. Ernest E Kulmar B Com., FCPA Non-executive Director	68	Business consultant with experience in a range of industries. Non-executive Director of Robson Civil Projects Pty Limited. Non-executive Director of Concept Hire Limited between September 2004 and October 2007. Non-executive Director of ARB Corporation Limited since 2006. Member of the Remuneration and Nomination Committee and the Audit Committee.
Mr. Andrew P Stott Non-executive Director	54	Wide 4WD industry experience. Managing Director of an importing and distribution company. Non-executive Director of ARB Corporation Limited since 2006. Member of the Remuneration and Nomination Committee and the Audit Committee.

Share Options

No options over unissued shares or interests in the consolidated entity were granted during or since the end of the financial year and there were no options outstanding at the end of the financial year.

Indemnification and Insurance of Directors, Officers and Auditors

The Company has, during the financial year, in respect of any person who is or has been an officer of the Company or a related body corporate:

- paid a premium of \$23,000 in respect of Directors' and Officers' Liability insurance which indemnifies the Directors and Officers of the Company for any claims made against the Directors and Officers of the Company, subject to conditions contained in the insurance policy. Further disclosures required under Section 300(1)(g) of the Corporations Act 2001 are prohibited under the terms of the contract.

No indemnities have been given or insurance premiums paid during or since the end of the financial year, for the Auditors of the consolidated entity.

Directors' Report (continued)

Directors' Meetings

The number of meetings of the Board of Directors and of each Board committee held during the financial year and the numbers of Directors', Audit Committee and Remuneration & Nomination Committee meetings attended by each Director were:

	Directors' meetings	Audit Committee	Remuneration & Nomination
Number of Meetings held	12	4	1
Mr. Roger G Brown	12		1
Mr. Andrew H Brown	12		1
Mr. John R Forsyth	12		1
Mr. Robert D Fraser	12	4	1
Mr. Ernest E Kulmar	12	4	1
Mr. Andrew P Stott *	7	1	

* Mr Stott attended all meetings with the exception of those meetings for which he had leave of absence for health reasons.

In addition to scheduled meetings, the Board has informal discussions on a regular basis to consider relevant issues. It also discusses strategic, operational and risk matters with senior management and undertakes site visits.

Auditor's Independence Declaration

A copy of the Auditor's Independence Declaration as required under section 307C of the Corporations Act 2001 in relation to the audit for the financial year is provided with this report.

Non - Audit Services

Non-audit services are approved by resolution of the audit committee and approval is provided in writing to the Board of Directors. Non-audit services provided by the auditors of the consolidated entity during the year, Pitcher Partners, are detailed below. The directors are satisfied that the provision of the non-audit services during the year by the auditor is compatible with the general standard of independence for auditors imposed by the Corporations Act 2001.

	2011 (\$'000s)	2010 (\$'000s)
Amounts paid or payable to an auditor for non-audit services provided during the year by the auditor to any entity that is part of the consolidated entity for:		
Taxation services	29	38
Other miscellaneous services	16	48

Remuneration Report

Remuneration Policies

The Board's policy for determining the nature and amount of remuneration of key management personnel is agreed by the Board of Directors as a whole. The Board obtains professional advice where necessary to ensure that the Company attracts and retains talented and motivated key management personnel who can enhance Company performance through their contributions and leadership.

For executive directors and key management personnel, the Company provides a remuneration package that incorporates both cash-based and non cash-based remuneration. The contracts for service between the Company and specified key management personnel are on a continuing basis, the terms of which are not expected to change in the immediate future. The remuneration policy is not directly related to Company performance. The Board considers a remuneration policy based on short-term returns may not be beneficial to the long-term creation of wealth by the Company for shareholders.

The Company determines the maximum amount for remuneration for Directors by resolution.

Directors' Report (continued)

Details of the nature and amount of each major element of the emoluments of each Director of the Company and each of the key management personnel of the Company and the consolidated entity for the financial year are:

2011	Salary & Fees \$	Non-cash Benefits \$	Super contributions \$	Total \$
Directors				
Roger G. Brown (Executive)	266,178	25,800	23,956	315,934
Andrew H. Brown (Executive)	266,178	25,800	23,956	315,934
John R. Forsyth (Executive)	266,178	25,800	23,956	315,934
Robert D. Fraser	57,885	-	5,210	63,095
Ernest E. Kulmar	56,061	-	5,046	61,107
Andrew P. Stott	45,542	-	4,099	49,641
Total	958,022	77,400	86,223	1,121,645
2010				
Directors				
Roger G. Brown (Executive)	254,540	24,600	22,713	301,853
Andrew H. Brown (Executive)	254,540	24,600	22,713	301,853
John R. Forsyth (Executive)	254,540	24,600	22,713	301,853
Robert D. Fraser	54,852	-	4,937	59,789
Ernest E. Kulmar	53,126	-	4,781	57,907
Andrew P. Stott	43,157	-	3,884	47,041
Total	914,755	73,800	81,741	1,070,296

Key Management Personnel

'Key Management Personnel' are those persons having authority and responsibility for planning, directing and controlling the activities of the entity, directly or indirectly, including any Director (whether executive or otherwise) of that entity. Being a working Board, strategic direction and decision making is exercised through the Board.

Directors' Interests and Contracts

As at the date of this report, the ordinary shares of ARB Corporation Limited held by each Director, either directly or indirectly were:

Roger G. Brown (Executive)	9,550,994 (a)
Andrew H. Brown (Executive)	9,550,994 (a)
John R. Forsyth (Executive)	2,814,667
Robert D. Fraser	25,077
Ernest E. Kulmar	15,888

(a) Common to each Director are shares held in associated entities of Rogand Unit Trust, a trust that holds 9,507,387 ordinary shares and Rogand Superannuation Fund that holds 25,729 ordinary shares. Each Director also holds 8,939 shares directly.

Since the end of the previous financial year no Director of the Company, other than as disclosed in Note 26, has received or become entitled to receive any benefit (other than a benefit included in the aggregate amount of remuneration received or due and receivable by Directors shown in the consolidated financial report) because of a contract made by the Company, its controlled entities or a related body corporate with a Director or with a firm of which a Director is a member, or with an entity in which the Director has a substantial interest.

Proceedings on Behalf of the Consolidated Entity

No person has applied for leave of Court to bring proceedings on behalf of the consolidated entity.

Directors' Report (continued)

Rounding of Amounts

The amounts contained in the Directors' report and in the financial report have been rounded to the nearest \$1,000 (where rounding is applicable) under the option available to the Company under ASIC Class Order CO 98/0100. The Company is an entity to which the class order applies.

Signed in accordance with a resolution of the Directors.



R.G. Brown
Director



J.R. Forsyth
Director

Melbourne, 17 August, 2011

AUDITOR'S INDEPENDENCE DECLARATION

To the Directors of ARB Corporation Limited

In relation to the independent audit for the year ended 30 June 2011, to the best of my knowledge and belief there have been:

- (i) No contraventions of the auditor independence requirements of the *Corporations Act 2001*.
- (ii) No contraventions of any applicable code of professional conduct.



A R FITZPATRICK

Partner

Melbourne, 17 August, 2011



PITCHER PARTNERS

Consolidated Income Statement
For the Year Ended 30 June 2011

	Note	CONSOLIDATED	
		JUN 2011 (\$'000s)	JUN 2010 (\$'000s)
Sales revenue		254,171	228,001
Other revenue		2,382	2,312
Total revenue	3	256,553	230,313
Materials and consumables used		(121,168)	(109,322)
Employee expenses		(50,574)	(44,152)
Depreciation and amortisation expense	4	(6,090)	(5,682)
Advertising expense		(4,140)	(3,690)
Distribution expense		(6,280)	(5,393)
Occupancy costs		(8,415)	(7,128)
Other expenses		(8,571)	(10,134)
Profit before income tax expense		51,315	44,812
Income tax expense	5	(13,461)	(12,184)
Profit attributable to members of the parent entity		37,854	32,628
Basic and Diluted Earnings per share (cents)	22	52.23	46.28

The Consolidated Income Statement is to be read in conjunction with the Notes to the Financial Statements set out on pages 22 to 42.

Consolidated Statement of Comprehensive Income
 For the Year Ended 30 June 2011

	CONSOLIDATED		
	Note	JUN 2011 (\$'000s)	JUN 2010 (\$'000s)
Profit attributable to members of the parent entity		37,854	32,628
Other comprehensive income			
Movement in fair value of cash flow hedges, net of tax	16	(56)	(454)
Exchange differences on translation of foreign operations, net of tax	16	<u>(3,983)</u>	<u>(222)</u>
Other comprehensive income for the year		(4,039)	(676)
Total comprehensive income for the year attributable to members of the parent entity		<u>33,815</u>	31,952

The Consolidated Statement of Comprehensive Income is to be read in conjunction with the Notes to the Financial Statements set out on pages 22 to 42.

Consolidated Statement of Financial Position
As at 30 June 2011

		CONSOLIDATED	
	Note	JUN 2011 (\$'000s)	JUN 2010 (\$'000s)
CURRENT ASSETS			
Cash and cash equivalents	18	30,695	20,903
Receivables	7	31,796	31,739
Other financial assets	10	-	56
Inventories	8	42,077	40,374
Other assets	9	268	223
Total current assets		104,836	93,295
NON-CURRENT ASSETS			
Property, plant and equipment	11	46,174	43,453
Deferred tax assets	5	2,415	2,188
Intangible assets	12	11,199	10,300
Total non-current assets		59,788	55,941
Total assets		164,624	149,236
CURRENT LIABILITIES			
Payables	13	23,381	25,508
Current tax liabilities	5	4,846	6,056
Provisions	14	6,655	5,705
Total current liabilities		34,882	37,269
NON-CURRENT LIABILITIES			
Provisions	14	467	561
Total non-current liabilities		467	561
Total liabilities		35,349	37,830
Net assets		129,275	111,406
EQUITY			
Contributed equity	15	46,618	46,618
Reserves	16	(136)	3,903
Retained profits	16	82,793	60,885
Total equity		129,275	111,406

The Consolidated Statement of Financial Position is to be read in conjunction with the Notes to the Financial Statements set out on pages 22 to 42.

Consolidated Statement of Changes in Equity
 For the Year Ended 30 June 2011

Consolidated Entity	Contributed equity (\$'000s)	Reserves (\$'000s)	Retained earnings (\$'000s)	Total equity (\$'000s)
Balance as at 1 July 2010	46,618	3,903	60,885	111,406
Profit for the year	-	-	37,854	37,854
Movement in fair value of cash flow hedges, net of tax	-	(56)	-	(56)
Exchange differences on translation of foreign operations, net of tax	-	(3,983)	-	(3,983)
Total comprehensive income for the year	-	(4,039)	37,854	33,815
Transactions with owners in their capacity as owners:				
Dividends paid	-	-	(15,946)	(15,946)
Total transactions with owners in their capacity as owners	-	-	(15,946)	(15,946)
Balance as at 30 June 2011	46,618	(136)	82,793	129,275
Balance as at 1 July 2009				
	25,887	4,579	61,573	92,039
Profit for the year	-	-	32,628	32,628
Movement in fair value of cash flow hedges, net of tax	-	(454)	-	(454)
Exchange differences on translation of foreign operations, net of tax	-	(222)	-	(222)
Total comprehensive income for the year	-	(676)	32,628	31,952
Transactions with owners in their capacity as owners:				
Contributions	20,731	-	-	20,731
Dividends paid	-	-	(33,316)	(33,316)
Total transactions with owners in their capacity as owners	20,731	-	(33,316)	(12,585)
Balance as at 30 June 2010	46,618	3,903	60,885	111,406

The Consolidated Statement of Changes in Equity is to be read in conjunction with the Notes to the Financial Statements set out on pages 22 to 42.

Consolidated Statement of Cash Flows
For the Year Ended 30 June 2011

	Note	CONSOLIDATED	
		JUN 2011 (\$'000s)	JUN 2010 (\$'000s)
Cash Flows From Operating Activities			
Receipts from customers		280,054	241,343
Payments to suppliers and employees		(227,998)	(192,617)
Interest received		899	217
Income tax paid		(14,888)	(11,498)
Other income received		1,276	1,315
Net cash provided by Operating activities	18	39,343	38,760
Cash Flows From Investing Activities			
Payments for property, plant and equipment		(9,508)	(5,606)
Payments for research & development		(1,039)	(492)
Payments for investments & goodwill		(851)	-
Proceeds from sales of property, plant & equipment		239	222
Net cash used in Investing activities		(11,159)	(5,876)
Cash Flows From Financing Activities			
Dividends paid		(15,946)	(19,823)
Issue of shares net of costs		-	7,239
Commercial bills repaid		-	(1,500)
Net cash used in Financing activities		(15,946)	(14,084)
Foreign exchange differences		(2,446)	(687)
Net increase in cash held		9,792	18,113
Cash at beginning of the financial year		20,903	2,790
Cash at the end of the financial year	18	30,695	20,903

The Consolidated Statement of Cash Flows is to be read in conjunction with the Notes to the Financial Statements set out on pages 22 to 42.

Notes to the Financial Statements
For the Year Ended 30 June 2011

NOTE CONTENTS

1	Basis of preparation
2	Financial risk management
3	Revenues from continuing operations
4	Profit from continuing operations
5	Income tax
6	Dividends
7	Receivables
8	Inventories
9	Other assets
10	Other financial assets
11	Property, plant and equipment
12	Intangible assets
13	Payables
14	Provisions
15	Contributed equity
16	Reserves and retained earnings
17	Parent entity information
18	Cash flow information
19	Business combinations
20	Commitments and contingencies
21	Financing arrangements
22	Earnings per share
23	Auditors' remuneration
24	Controlled entities
25	Directors and executives
26	Related party transactions
27	Segment information
28	Subsequent events

Notes to the Financial Statements
For the Year Ended 30 June 2011

1. Basis of preparation

The following is a summary of significant accounting policies adopted by the consolidated entity in the preparation and presentation of the financial report. The accounting policies have been consistently applied, unless otherwise stated.

(a) Basis of preparation of the financial report

This financial report is a general purpose financial report that has been prepared in accordance with Australian Accounting Standards, Interpretations and other authoritative pronouncements of the Australian Accounting Standards Board and the Corporations Act 2001.

The financial report covers ARB Corporation Limited and its controlled entities as a consolidated entity. ARB Corporation Limited is a company limited by shares, incorporated and domiciled in Australia.

The financial report was authorised for issue by the Directors as at the date of the Directors' report.

Compliance with IFRS

The consolidated financial statements of ARB Corporation Limited also comply with the International Financial Reporting Standards (IFRS) as issued by the International Accounting Standards Board (IASB).

Historical Cost Convention

The financial report has been prepared under the historical cost convention, as modified by revaluations to fair value for certain classes of assets as described in the accounting policies.

(b) Going concern

The financial report has been prepared on a going concern basis.

(c) Principles of consolidation

The consolidated financial statements are those of the consolidated entity ("the group"), comprising the financial statements of all entities. ARB Corporation Limited has the power to control the financial and operating policies so as to obtain benefits from its activities. Details of the controlled entities are contained in Note 24.

The financial statements of subsidiaries are prepared for the same reporting period as the parent entity, using consistent accounting policies. Adjustments are made to bring into line any dissimilar accounting policies.

All inter-company balances and transactions, including any unrealised profits or losses have been eliminated on consolidation. Subsidiaries are fully consolidated from the date on which control is established.

(d) Revenue recognition

Revenue from the sale of goods is recognised when the significant risks and rewards of ownership of the goods have passed to the buyer and the costs incurred or to be incurred in respect of the transaction can be measured reliably. Risks and rewards of ownership are considered passed to the buyer at transfer of ownership of the goods to the customer.

Revenue from rendering services to customers is recognised upon delivery of the service to the customer.

Interest revenue is recognised when it becomes receivable on a proportional basis taking into account the interest rates applicable to the financial assets.

(e) Cash and cash equivalents

Cash and cash equivalents include cash on hand and at banks, short-term deposits with an original maturity of three months or less held at call with financial institutions, and bank overdrafts.

(f) Inventories

Inventories are measured at the lower of cost and net realisable value. Costs incurred in bringing each product to its present location and condition are accounted for as follows:

- Raw materials and consumables: purchase cost on a first-in-first-out basis;
- Finished goods and work in progress: cost of direct material and labour and a proportion of manufacturing overheads based on normal operating capacity.

Notes to the Financial Statements (continued)
For the Year Ended 30 June 2011

1. Basis of preparation (continued)

(g) Property, plant and equipment

Cost and valuation

Freehold land and buildings are shown at cost less accumulated depreciation for buildings and accumulated impairment losses.

All other classes of property, plant and equipment are stated at cost less depreciation and any accumulated impairment losses.

Depreciation

Land is not depreciated. The depreciable amounts of all other fixed assets are depreciated over their estimated useful lives commencing from the time the asset is held ready for use.

The useful lives for each class of assets are:

		<u>2011</u>	<u>2010</u>
-	Buildings:	40 years	40 years
-	Plant and equipment:	3 to 10 years	3 to 10 years

(h) Leases

Leases are classified at their inception as either operating or finance leases based on the economic substance of the agreement so as to reflect the risks and benefits incidental to ownership.

Operating Leases

Lease payments for operating leases, where substantially all of the risks and benefits remain with the lessor, are charged as expenses in the period in which they are incurred.

(i) Business combinations

A business combination is a transaction or other event in which an acquirer obtains control of one or more businesses and results in the consolidation of the assets and liabilities acquired. Business combinations are accounted for by applying the acquisition method.

The consideration transferred is determined as the aggregate of fair values of assets given, equity issued and liabilities assumed in exchange for control. Deferred consideration payable is discounted to present value using the group's incremental borrowing rate.

Goodwill is recognised initially at the excess over the aggregate of the consideration transferred, the fair value of the non-controlling interest, and the acquisition date fair value of the acquirer's previously held equity interest (in case of step acquisition), less the fair value of the identifiable assets acquired and liabilities assumed.

Acquisition related costs are expensed as incurred.

(j) Intangibles

Goodwill

Goodwill is initially measured as described in Note 1 (i)

Goodwill is not amortised but is tested annually for impairment, or more frequently if events or changes in circumstances indicate that it might be impaired. Goodwill is carried at cost less accumulated impairment losses.

Research and Development

Expenditure on research activities is recognised as an expense when incurred.

Expenditure on development activities is capitalised only when technical feasibility studies identify that the project will deliver future economic benefits and these benefits can be measured reliably. Capitalised development expenditure is stated at cost less accumulated amortisation. Amortisation is calculated using a straight-line method to allocate the cost of the intangible asset over its estimated useful lives, which range from 3 to 5 years. Amortisation commences when the intangible asset is available for use.

Other development expenditure is recognised as an expense when incurred.

Distribution Rights

The distribution rights were recorded at fair value on acquisition.

Amortisation is calculated using a straight-line method to allocate the cost over the period of the distribution rights.

Notes to the Financial Statements (continued)
For the Year Ended 30 June 2011

1. Basis of preparation (continued)

(k) Impairment

Assets with an indefinite useful life are not amortised but are tested annually for impairment in accordance with AASB 136. Assets subject to annual depreciation or amortisation are reviewed for impairment whenever events or circumstances arise that indicate that the carrying amount of the asset may be impaired.

An impairment loss is recognised where the carrying amount of the asset exceeds its recoverable amount. The recoverable amount of an asset is defined as the higher of its fair value less costs to sell and value in use.

(l) Taxes

Current income tax expense or revenue is the tax payable on the current period's taxable income based on the applicable income tax rate adjusted by changes in deferred tax assets and liabilities.

Deferred tax assets and liabilities are recognised for temporary differences at the applicable tax rates when the assets are expected to be recovered or liabilities are settled. No deferred tax asset or liability is recognised in relation to temporary differences if they arose in a transaction, other than a business combination, that at the time of the transaction did not affect either accounting profit or taxable profit or loss.

Deferred tax assets are recognised for deductible temporary differences and unused tax losses only when it is probable that future taxable amounts will be available to utilise those temporary differences and losses.

Current and deferred tax balances attributable to amounts recognised directly in equity are also recognised directly in equity.

Tax Consolidation

The parent entity and its controlled Australian entities have formed an income tax consolidated group under the tax consolidation legislation. The parent entity is responsible for recognising the current tax liabilities and deferred tax assets arising in respect of tax losses, for the tax consolidated group. The tax consolidated group has also entered into a tax funding agreement whereby each company in the group contributes to the income tax payable in proportion to their contribution to the net profit before tax of the tax consolidated group.

(m) Employee benefits

Liabilities arising in respect of wages and salaries, annual leave and any other employee benefits expected to be settled within twelve months of the reporting date are measured at their nominal amounts based on remuneration rates which are expected to be paid when the liability is settled. All other employee benefit liabilities are measured at the present value of the estimated future cash outflow to be made in respect of services provided by employees up to the reporting date.

(n) Financial instruments

Loans and Receivables

Loans and receivables are measured at fair value at inception and subsequently at amortised cost using the effective interest rate method.

Financial Liabilities

Financial Liabilities include trade payables, other creditors and loans from third parties.

Hedge Accounting

Certain derivatives are designated as hedging instruments and are classified as cash flow hedges.

At the inception of each hedging transaction the group documents the relationship between the hedging instruments and hedged items, its risk management objective and its strategy for undertaking the hedge transaction. The group also documents its assessment, both at hedge inception and on an ongoing basis, of whether the derivatives that are used in hedging transactions have been and will continue to be highly effective in offsetting changes in cash flows of hedged items.

Cash flow hedge

To qualify as a cash flow hedge the underlying transactions generating the cash flows must be highly probable.

Changes in the fair value of derivatives that are designated and qualify as cash flow hedges are recognised in equity in the cash flow hedging reserve. The gain or loss is released to profit or loss in the same period when the forecast transactions occur, thereby mitigating any exchange fluctuations that would have transpired in the absence of the hedge.

Notes to the Financial Statements (continued)
For the Year Ended 30 June 2011

1. Basis of preparation (continued)

(o) Foreign currency

Functional and presentation currency

The financial statements of each group entity are measured using its functional currency, which is the currency of the primary economic environment in which that entity operates. The consolidated financial statements are presented in Australian dollars which is the parent entity's functional and presentation currency.

Transactions and Balances

Transactions in foreign currencies of entities within the consolidated entity are translated into functional currency at the rate of exchange ruling at the date of the transaction.

Foreign currency monetary items that are outstanding at the reporting date (other than monetary items arising under foreign currency contracts where the exchange rate for that monetary item is fixed in the contract) are translated using the spot rate at the end of the financial year.

Except for certain foreign currency hedges, all resulting exchange differences arising on settlement or re-statement are recognised as revenues and expenses for the financial year.

Entities that have a functional currency different to the presentation currency are translated as follows:

- Assets and liabilities are translated at year-end exchange rates prevailing at that reporting date;
- Income and expenses are translated at actual exchange rates or average exchange rates for the period, where appropriate; and
- All resulting exchange differences are recognised as a separate component of equity.

(p) Goods and services tax (GST)

Revenues, expenses and assets are recognised net of the amount of GST, except where the amount of GST incurred is not recoverable from the Tax Office. In these circumstances the GST is recognised as part of the cost of acquisition of the asset or as part of an item of the expense. Receivables and payables in the Consolidated Statement of Financial Position are shown inclusive of GST.

Cash flows are presented in the Consolidated Statement of Cash Flows on a gross basis, except for the GST component of investing and financing activities, which are disclosed as operating cash flows.

(q) Comparatives

Where necessary, comparative information has been reclassified and repositioned for consistency with current year disclosures.

(r) Rounding amounts

The Group is of a kind referred to in ASIC Class Order CO 98/0100 and in accordance with that Class Order, amounts in the financial statements have been rounded off to the nearest thousand dollars, or in certain cases, to the nearest dollar.

(s) New accounting standards and interpretations

A number of accounting standards and interpretations have been issued at the reporting date but are not yet effective. The Directors have not yet assessed the impact of these standards or interpretations.

Notes to the Financial Statements (continued)
For the Year Ended 30 June 2011

2. Financial risk management

The consolidated entity is exposed to a variety of financial risks comprising:

- (a) Currency risk
- (b) Interest rate risk
- (c) Credit risk
- (d) Liquidity risk
- (e) Fair values

The Board of Directors has overall responsibility for ensuring that the risk mitigation actions recommended by the risk management committee are implemented. The principle that the Board undertake with the exposure of the group to financial risks is to seek to minimise potential adverse effects on the financial performance as a result of risks arising from financial instruments.

(a) Currency risk

Derivative financial instruments are used by the group to hedge exposure to exchange rate risk associated with foreign currency transactions. Transactions for hedging purposes are undertaken without the use of collateral as only reputable institutions with sound financial positions are dealt with.

The group enters into forward exchange contracts to buy and sell specified amounts of foreign currencies in the future at stipulated exchange rates. The objective in entering the forward exchange contracts is to protect the consolidated entity against unfavourable exchange rate movements for both the contracted and anticipated future sales and purchases undertaken in foreign currencies.

Forward exchange contracts as at 30 June were:

	Sell USD/Buy AUD		Forward Exchange Rate	
Settlement	JUN 2011	JUN 2010	JUN 2011	JUN 2010
	A(\$'000s)	A(\$'000s)	\$	\$
Less than 6 months	-	577	-	0.6929
	Sell AUD/Buy SEK		Forward Exchange Rate	
Settlement	JUN 2011	JUN 2010	JUN 2011	JUN 2010
	A(\$'000s)	A(\$'000s)	\$	\$
Less than 6 months	-	1,199	-	6.3386

The group trades in various foreign currencies for both sales and purchases.

There is a net excess of United States Dollars (USD) received over the Group's United States Dollars payments. Accordingly, the group monitors the foreign currency exchange rates and may take out hedge contracts to stabilise the group's sale of United States Dollars.

The group purchases product in Swedish Krona (SEK). To minimise the risk on the exposure to Swedish Krona the group may take out hedge contracts.

If the group considers its exposure in a foreign currency to be significant it will consider the use of hedging contracts.

Sensitivity

No reasonable movement in the Australian dollar (AUD) would result in a significant impact on profit or equity.

Notes to the Financial Statements (continued)
For the Year Ended 30 June 2011

2. Financial risk management (continued)

(b) Interest rate risk

The group monitors its cashflow on a daily basis with the aim of minimising its borrowings and therefore its interest rate risk. Borrowings as at the year ended 30 June 2011 were \$nil (2010: \$nil). Finance facilities available and used as at the reporting date are disclosed in Note 21.

The consolidated entity's exposure to interest rate risks and the effective interests of financial assets and liabilities, both recognised and unrecognised at the balance date, are as follows:

Consolidated Entity	Note	Weighted Average Interest rate	Floating Interest rate (\$'000s)	Fixed interest maturing in:		Non Interest Bearing (\$'000s)	Total (\$'000s)
				1 year or less (\$'000s)	More than 1 year (\$'000s)		
2011							
<i>Financial assets</i>							
Cash	18	5.20%	30,695	-	-	-	30,695
Receivables	7	-	-	-	-	31,796	31,796
<i>Financial liabilities</i>							
Payables	13	-	-	-	-	23,381	23,381
2010							
<i>Financial assets</i>							
Cash	18	3.85%	20,903	-	-	-	20,903
Receivables	7	-	-	-	-	31,739	31,739
<i>Financial liabilities</i>							
Payables	13	-	-	-	-	25,508	25,508

(c) Credit risk

Credit risk is the risk that one party to a financial instrument will cause a financial loss for the other party by failing to discharge an obligation.

The maximum exposure to credit risk, excluding the value of any collateral or other security, at balance date of recognised financial assets is the carrying amount of those assets, net of any provisions for impairment of those assets, as disclosed in the Consolidated Statement of Financial Position and Notes to the Financial Statements.

Credit risk for derivative financial instruments arises from the potential failure by counterparties to the contract to meet their obligations. The credit risk exposure to forward exchange contracts is the net fair value of these contracts.

The consolidated entity does not have any material credit risk exposure to any single debtor or group of debtors under financial instruments entered into by the consolidated entity.

Concentrations of credit risk

The consolidated entity minimises concentrations of credit risk in relation to trade receivables by undertaking transactions with a large number of customers. The majority of cash holdings are held on deposit with Australian banks.

(d) Liquidity risk

Maturity analysis

The table below represents the undiscounted carrying amounts of financial instruments that are due to be settled within the next six months in accordance with their contractual terms.

	CONSOLIDATED Carrying Amount	
	JUN 2011 (\$'000s)	JUN 2010 (\$'000s)
Cash and cash equivalents	30,695	20,903
Receivables	31,796	31,739
Other financial assets	-	56
Payables	(23,381)	(25,508)
Net maturities	39,110	27,190

Notes to the Financial Statements (continued)
For the Year Ended 30 June 2011

2. Financial risk management (continued)

(e) Fair values

The net fair value of financial assets and financial liabilities approximates their carrying amounts as disclosed in the Consolidated Statement of Financial Position and Notes to the Financial Statements.

Derivative hedging instruments fair values have been determined based on observable inputs. Derivative hedging instruments are classified as Level 2 in the fair value measurement hierarchy. All other financial assets and liabilities carrying amounts are a reasonable approximation of fair values as they are short term trade receivables and payables.

	CONSOLIDATED	
	JUN 2011 (\$'000s)	JUN 2010 (\$'000s)
3. Revenues from continuing operations		
Sales Revenue		
Revenue from sale of goods	254,171	228,001
Other revenue:		
- Interest	899	217
- Net gain on disposal of property, plant and equipment	125	21
- Rent	53	200
- Foreign exchange gains	82	755
- Other	1,223	1,119
Total other revenues	2,382	2,312
Total Income from Continuing Operations	256,553	230,313

4. Profit from continuing operations

Profit from continuing operations before income tax has been determined after the following specific expenses:

Cost of goods sold	149,188	137,095
Depreciation of non-current assets:		
Buildings	621	588
Plant and equipment	4,478	4,121
	5,099	4,709
Amortisation of non-current assets:		
Research and development capitalised	931	913
Distribution right	60	60
	991	973
Total depreciation and amortisation	6,090	5,682
Finance costs expenses:		
Bank loans, finance contracts and overdraft	-	4
Other expense items:		
- Movement in provisions for impairment	(74)	1,904
- Research and development expenditure	2,025	1,643
- Operating lease rentals	4,099	3,582
- Net loss on disposal of property, plant and equipment	37	70

Notes to the Financial Statements (continued)
 For the Year Ended 30 June 2011

		CONSOLIDATED	
		JUN 2011	JUN 2010
		(\$'000s)	(\$'000s)
5.	Income tax		
(a)	The components of tax expense:		
	Current tax	14,121	14,180
	Deferred tax	(217)	(1,917)
	Under / (over) provision in prior year	(443)	(79)
	Total income tax expense	13,461	12,184
(b)	Income tax expense		
	Prima facie income tax expense at 30% (2010: 30%) on the operating profit	15,395	13,444
	Increase / (decrease) in income tax expense due to:		
	Non tax deductible items	16	10
	Differences in overseas tax rates	(1,407)	(1,398)
	Other	(22)	244
	Research & development & building allowance deductions	(78)	(37)
	Income tax expense on operating profit	13,904	12,263
	Under / (over) provision prior year	(443)	(79)
	Total income tax expense	13,461	12,184
(c)	Current tax liabilities		
	Movements during the year were as follows:		
	Balance at beginning of year	6,056	3,452
	Income tax paid	(14,888)	(11,497)
	Current income tax liability on operating profit	14,121	14,180
	Under / (over) provision prior year	(443)	(79)
		4,846	6,056
(d)	Deferred tax		
	Deferred tax assets		
	Deferred tax asset comprises the estimated future benefit at applicable income tax rates of the following items:		
	Provisions, accruals and accrued employee benefits	2,170	2,232
	Doubtful debt impairment	633	571
	Inventory impairment	358	347
	Income tax expense on group unrealised profit	739	717
		3,900	3,867
	Deferred tax liabilities		
	Provision for deferred income tax comprises the estimated expenses at applicable income tax rates for the following items:		
	Difference in depreciation and amortisation of property, plant and equipment for accounting and income tax purposes	640	835
	Research & development expenditure capitalised	707	674
	Other income not yet assessable	138	170
		1,485	1,679
	Net deferred tax assets/(liabilities)	2,415	2,188

Notes to the Financial Statements (continued)
For the Year Ended 30 June 2011

6. Dividends	Note	CONSOLIDATED	
		JUN 2011 (\$'000s)	JUN 2010 (\$'000s)
Dividends recommended or paid by the Company are:			
(i)	a final fully franked ordinary dividend of 12 cents per share (2010: 10 cents fully franked) paid on 22 October 2010	8,698	6,657
(ii)	a fully franked special dividend of nil cents per share (2010: 40.0 cents fully franked)	-	26,626
(iii)	Special dividend forgone for Bonus Share Plan	-	(5,403)
(iv)	an interim fully franked ordinary dividend of 10 cents per share (2010: 7.5 cents fully franked) paid on 20 April 2011	7,248	5,436
		16	
(v)	a final fully franked ordinary dividend is proposed of 13.0 cents per share (2010: 12 cents fully franked) to be paid on 21 October 2011	9,423	8,698

The dividends paid by the Company were fully franked at the tax rate of 30% (30 June 2010: 30%) and the recommended final dividend will be fully franked at the tax rate of 30%.

Dividend franking account

The balance of the franking account at year end that could be distributed as franked dividends using franking credits already in existence or which will arise from the payment of income tax provided for in the financial statements and after deducting franking credits to be used in payment of the above dividends:

Franking Credits (measured on a tax paid basis under Australian Legislation)	25,964	13,541
--	---------------	--------

7. Receivables

Current

Trade receivables	32,289	33,748
Other receivables	1,617	175
	33,906	33,923
Less: provision for impairment	2,110	2,184
	31,796	31,739

(a) Provision for impairment

Receivables ageing analysis at 30 June is:	CONSOLIDATED		CONSOLIDATED	
	Gross 2011 (\$'000s)	Impairment 2011 (\$'000s)	Gross 2010 (\$'000s)	Impairment 2010 (\$'000s)
Not past due	31,501	(1,868)	31,576	(1,357)
Past due 0 - 30 days	1,986	(40)	1,178	(270)
Past due 31 - 90 days	301	(101)	985	(435)
Past due more than 91 days	118	(101)	184	(122)
	33,906	(2,110)	33,923	(2,184)

Trade receivables are non interest bearing with 30 days terms. An impairment loss is recognised when there is objective evidence that an individual trade receivable is impaired. The impairment losses have been included within Other expenses in the Consolidated Income Statement. All trade receivables that are not impaired are expected to be received within trading terms.

Movements in the provision for impairment were:	CONSOLIDATED	
	JUN 2011 (\$'000s)	JUN 2010 (\$'000s)
Opening balance at 1 July	(2,184)	(280)
Charge for the year	13	(1,911)
Amounts written off	14	18
Foreign exchange translation	47	(11)
Closing balance at 30 June	(2,110)	(2,184)

Notes to the Financial Statements (continued)
 For the Year Ended 30 June 2011

		CONSOLIDATED	
		JUN 2011	JUN 2010
		(\$'000s)	(\$'000s)
8.	Inventories		
	Current		
	Raw materials and Work in progress, at cost	9,328	8,467
	Finished goods, at cost	26,599	26,038
	Goods in transit, at cost	6,150	5,869
		<u>42,077</u>	<u>40,374</u>
9.	Other assets		
	Current		
	Prepayments	268	223
		<u>268</u>	<u>223</u>
10.	Other financial assets		
	Current		
	Derivatives that are designated and effective as hedging instruments carried at fair value:		
	Forward exchange contracts	-	56
		<u>-</u>	<u>56</u>
11.	Property, plant and equipment		
	Land and buildings, at cost	29,926	26,889
	Less: accumulated depreciation	3,243	2,671
		<u>26,683</u>	<u>24,218</u>
	Plant and equipment, at cost	49,536	45,590
	Less: accumulated depreciation	30,045	26,355
		<u>19,491</u>	<u>19,235</u>
	Total property, plant and equipment		
	Net book value	<u>46,174</u>	<u>43,453</u>
(a)	Movements in the carrying amounts		
	Freehold Land and Buildings		
	Balance at the beginning of financial year	24,218	24,011
	Additions	3,870	791
	Depreciation	(621)	(588)
	Foreign exchange impact	(784)	4
	Balance at the end of financial year	<u>26,683</u>	<u>24,218</u>
	Plant & Equipment		
	Balance at the beginning of financial year	19,235	18,130
	Additions	5,638	4,815
	Disposals	(151)	(271)
	Depreciation	(4,478)	(4,121)
	Foreign exchange impact	(753)	682
	Balance at the end of financial year	<u>19,491</u>	<u>19,235</u>

(b) Property, plant and equipment have been granted as security over bank facilities. Refer to Note 21 for details.

(c) In the current year ARB has commenced a 3 year rotational independent valuation of freehold land and buildings. For the year ended 30 June 2011 four of thirteen properties were independently valued for a collective value of \$12.7 million, as compared with their collective carrying value of \$8.3 million.

Notes to the Financial Statements (continued)
For the Year Ended 30 June 2011

	CONSOLIDATED	
	JUN 2011 (\$'000s)	JUN 2010 (\$'000s)
12. Intangible assets		
Distribution right, at cost	300	300
Less: accumulated amortisation	165	105
	<u>135</u>	<u>195</u>
Goodwill, at cost	10,200	9,349
Less: accumulated amortisation to 30 June 2004	1,492	1,492
	<u>8,708</u>	<u>7,857</u>
Research & development, at cost	9,587	8,548
Less: accumulated amortisation	7,231	6,300
	<u>2,356</u>	<u>2,248</u>
	<u><u>11,199</u></u>	<u><u>10,300</u></u>
(a) Movements in the carrying amounts		
Distribution right, at cost		
Balance at the beginning of financial year	195	255
Amortisation	(60)	(60)
Balance at the end of financial year	<u>135</u>	<u>195</u>
Goodwill		
Balance at the beginning of financial year	7,857	7,857
Additions	851	-
Balance at the end of financial year	<u>8,708</u>	<u>7,857</u>
Research & Development		
Balance at the beginning of financial year	2,248	2,669
Additions	1,039	492
Amortisation	(931)	(913)
Balance at the end of financial year	<u>2,356</u>	<u>2,248</u>

Impairment

Goodwill is allocated to the following cash-generating units. The impairment test for each of these units has been prepared using a value in use calculation with the following assumptions. Growth rates are based upon Director's assumptions and consideration of historical averages. The terminal value has been calculated based on an earnings multiple of 5 times.

	Goodwill (\$'000s)	Growth rate	Discount Rate (post tax)	Period of projection
2011				
Thule Car Rack systems	1,748	5.0%	9.0%	5 years
Kingsley Enterprises	3,226	4.5%	9.0%	5 years
ARB Corporation (Australia)	3,734	6.5%	9.0%	5 years
2010				
Thule Car Rack systems	1,748	5.0%	9.0%	5 years
Kingsley Enterprises	3,226	4.5%	9.0%	5 years
ARB Corporation (Australia)	2,883	6.5%	9.0%	5 years

No reasonable change in any of the key assumptions would result in an impairment.

	CONSOLIDATED	
	JUN 2011 (\$'000s)	JUN 2010 (\$'000s)
13. Payables		
Current		
Trade payables	20,226	20,547
Other payables	3,155	4,961
	<u>23,381</u>	<u>25,508</u>

Notes to the Financial Statements (continued)
 For the Year Ended 30 June 2011

	CONSOLIDATED	
	JUN 2011 (\$'000s)	JUN 2010 (\$'000s)
14. Provisions		
Current		
Employee benefits	6,655	5,705
Non-current		
Employee benefits	467	561
Aggregate employee benefits	7,122	6,266

15. Contributed equity

Issued and paid up capital

72,481,302 ordinary shares (2010: 72,481,302)	46,618	46,618
---	--------	--------

Fully paid ordinary shares carry one vote and carry the right to dividends.

	CONSOLIDATED		CONSOLIDATED	
	JUN 2011 No. of shares	JUN 2010	JUN 2011 (\$'000s)	JUN 2010 (\$'000s)
<u>Movements during the year</u>				
Balance at the beginning of the financial year	72,481,302	66,565,082	46,618	25,887
Issue of shares (a)	-	1,717,205	-	7,730
Dividend reinvestment plan (b)	-	2,998,420	-	13,493
Bonus share plan (b)	-	1,200,595	-	-
Transaction costs of share issue	-	-	-	(492)
Balance at the end of the financial year	72,481,302	72,481,302	46,618	46,618

- (a) An issue of ordinary shares was undertaken on 1 December 2009. The proceeds were applied to the payment of the special dividend.
- (b) During 2010 the Company paid a special dividend of 40 cents in relation to which shareholders were provided with the opportunity to participate in a Dividend Reinvestment Plan and a Bonus Share Plan. The participation price for shareholders who elected to participate in the Dividend Reinvestment Plan was \$4.50 and the Bonus Share Plan participants forwent their dividend at an equivalent rate.

Capital Management

When managing capital, the Board's objective is to ensure the entity continues as a going concern as well as maintaining optimal return to shareholders and benefits for other stakeholders.

During 2011 the Company paid dividends of \$15,946,000 (2010: \$12,585,000) and a special dividend by way of dividend reinvestment of \$nil (2010: \$21,223,000). A special dividend was forgone by way of Bonus Share Plan of \$nil (2010: \$5,403,000).

Management monitors, with consideration of the domestic and international economic climates, the group's debt and liquidity levels. The capital management objective is to maintain the dividend payment ratio, whilst generating cash for future growth. It is the Board's current intention to maintain a dividend payout ratio of between 40% to 60% of Net Profit after Tax, excluding any special dividends.

Notes to the Financial Statements (continued)
 For the Year Ended 30 June 2011

	Note	CONSOLIDATED	
		JUN 2011 (\$'000s)	JUN 2010 (\$'000s)
16. Reserves and retained earnings			
Reserves			
Capital profits		4,090	4,090
Foreign currency translation reserve		(4,226)	(243)
Cash flow hedge		-	56
		<u>(136)</u>	<u>3,903</u>
Retained earnings		<u>82,793</u>	<u>60,885</u>
Capital Profits			
Balance at the beginning and end of the financial year		<u>4,090</u>	<u>4,090</u>
Capital profits reserve reflects previously realised profits on sale of capital assets.			
Foreign Currency Translation Reserve			
Balance at the beginning of the financial year		(243)	(21)
Movement during the year		<u>(3,983)</u>	<u>(222)</u>
Balance at end of the financial year		<u>(4,226)</u>	<u>(243)</u>
Foreign currency translation reserve reflects exchange differences on translation of foreign operations.			
Cash Flow Hedge			
Balance at the beginning of the financial year		56	510
Amount recognised in equity in the current period		<u>(56)</u>	<u>(454)</u>
Balance at end of the financial year		<u>-</u>	<u>56</u>
Cash flow hedge reserve reflects the difference between the hedge contracts translated at the year end and contractual exchange rates.			
Retained earnings			
Balance at the beginning of the financial year		60,885	61,573
Net profit attributable to members of the parent entity		37,854	32,628
Dividends paid	6	<u>(15,946)</u>	<u>(33,316)</u>
Balance at end of the financial year		<u>82,793</u>	<u>60,885</u>

Notes to the Financial Statements (continued)
For the Year Ended 30 June 2011

17. Parent entity information	COMPANY	
	JUN 2011 (\$'000s)	JUN 2010 (\$'000s)
Profit before income tax expense	50,730	39,876
Income tax expense	(12,872)	(11,505)
Profit attributable to members of the parent entity	37,858	20,669
Total comprehensive income for the year attributable to members of the parent entity	37,802	27,887
The Profit before income tax expense includes dividends received from subsidiaries of \$6,101,000 (2010: \$2,000,000) which are eliminated on consolidation.		
Current Assets	99,866	87,113
Total Assets	158,375	140,257
Current Liabilities	34,949	38,592
Total Liabilities	35,416	39,154
Net assets	122,959	101,103
Equity		
Contributed equity	46,618	46,618
Capital profits reserve	3,991	3,991
Cash flow hedge reserve	-	56
Retained profits	72,350	50,438
Total equity	122,959	101,103
Capital expenditure commitments		
Contracted, but not provided for and payable within one year	95	100

Capital commitments relate to the acquisition of plant and equipment.

18. Cash flow information	CONSOLIDATED	
	JUN 2011 (\$'000s)	JUN 2010 (\$'000s)
(i) Reconciliation of Cash		
Cash	30,695	20,903
(ii) Reconciliations of the net profit after tax to the net cash flows from operations:		
Net profit	37,854	32,628
Add/(less) items classified as Investing/financing activities: (Profit)/loss on disposal of non-current assets	(88)	49
Add/(less) non-cash items		
Depreciation and amortisation	6,090	5,682
Provision for impairment	(74)	1,904
Net cash provided by operating activities before change in assets and liabilities	43,782	40,263
Change in assets and liabilities		
(Increase)/decrease in inventories	(1,703)	(4,736)
(Increase)/decrease in prepayments	(45)	(41)
(Increase)/decrease in other financial assets	56	454
(Increase)/decrease in other debtors	(1,442)	48
(Increase)/decrease in trade debtors	1,459	(5,876)
(Increase)/decrease in deferred tax asset	(227)	(1,917)
(Decrease)/increase in payables	(2,127)	7,626
(Decrease)/increase in provisions	856	1,011
(Decrease)/increase in reserves	(56)	(676)
(Decrease)/increase in income tax payable	(1,210)	2,604
Net cash flow from operating activities	39,343	38,760

(iii) Credit stand-by arrangements and loan facilities are identified at Note 21.

Notes to the Financial Statements (continued)
For the Year Ended 30 June 2011

19. Business combinations

During the year the consolidated entity purchased two retail stores in Australia: Cairns in Queensland (November 2010) and Mandurah in Western Australia (December 2010).

A summary of these transactions is:

	\$'000s	
Total cost of combination	<u>1,332</u>	
Assets and liabilities acquired	Fair value at acquisition	Carrying value prior to acquisition
	\$'000s	\$'000s
Assets and liabilities acquired		
Inventory	463	463
Plant and equipment	38	38
Deferred Tax Asset	9	9
Employee Entitlements	(29)	(29)
Net assets acquired	<u>481</u>	481
Goodwill	<u>851</u>	

The goodwill on acquisition arises as a result of the business's reputation, employees and profitability.

Goodwill is not deductible for tax purposes.

Contribution since acquisition

Since the acquisition dates the two retail stores have contributed revenue of \$2,987,000 and a profit after tax of \$381,000 which is included within the consolidated profit.

These acquisitions were for the business assets only and accordingly appropriate accounting records are not available to ascertain what the contribution to revenue and profits would have been if the acquisitions had been at the beginning of the reporting period.

20. Commitments and contingencies

Operating lease commitments

All operating leases are property leases.

Minimum lease payments

Future operating lease rentals of property, not provided for and payable as follows:

	CONSOLIDATED	
	JUN 2011	JUN 2010
	(\$'000s)	(\$'000s)
Not later than one year	3,903	4,330
Later than one year but not later than five years	9,763	10,904
Later than five years	3,807	6,024
	<u>17,473</u>	<u>21,258</u>
Capital expenditure commitments		
Contracted, but not provided for and payable within one year	<u>95</u>	<u>212</u>

Capital commitments relate to the acquisition of plant and equipment.

Notes to the Financial Statements (continued)
For the Year Ended 30 June 2011

21. Financing arrangements

The consolidated entity has access to the following lines of credit:

	CONSOLIDATED	
	JUN 2011	JUN 2010
	(\$'000s)	(\$'000s)
Total facilities available:		
Bank overdraft	500	500
Online facility	2,000	2,000
Documentary credit	-	600
Other miscellaneous	116	130
	2,616	3,230
Facilities utilised at balance date:		
Other miscellaneous	116	116
	116	116
Facilities not utilised at balance date:		
Bank overdraft	500	500
Online facility	2,000	2,000
Documentary credit	-	600
Other miscellaneous	-	14
	2,500	3,114

Security & Conditions

The above facilities are secured by a First Registered Company Charge over all assets and undertakings of the Company and its Australian controlled entities.

Bank overdraft

The bank overdraft is subject to annual review. Following such review, the Bank retains the right at its discretion to review all of the terms and conditions of the facilities including without limitation all facility limits, fees, pricing, security and facility conditions. This facility was unused at 30 June 2011.

Online facility

This facility is used for the clearance of wages and was unused at 30 June 2011.

Documentary credit

This facility was terminated by the Company during the year ended 30 June 2011.

22. Earnings per share

	CONSOLIDATED	
	JUN 2011	JUN 2010
	cents	cents
Earnings per share	52.23	46.28
Weighted average number of ordinary shares used in the calculation of basic earnings per share	72,481,302	70,504,616

Diluted earnings per share do not differ from basic earnings per share and are therefore not separately disclosed.

In accordance with AASB 133 "Earnings Per Share" the calculations of basic earnings per share were adjusted retrospectively in 2010 as the number of ordinary shares outstanding increased as a result of the Bonus Share Plan issue.

Notes to the Financial Statements (continued)
For the Year Ended 30 June 2011

23. Auditors' remuneration	CONSOLIDATED	
	JUN 2011 (\$'000s)	JUN 2010 (\$'000s)
Remuneration of Pitcher Partners' the auditor of the parent entity for:		
- Auditing or reviewing the financial report	164	157
- Taxation services	29	38
- Other miscellaneous services	16	48
Remuneration of other non-related auditors of subsidiaries for:		
- Auditing or reviewing the financial report of subsidiaries	52	74
Total auditors' remuneration	261	317

24. Controlled entities

The consolidated financial statements include the financial statements of ARB Corporation Limited and its controlled entities listed below:

	Country of Incorporation	JUN 2011	JUN 2010
Parent entity			
ARB Corporation Limited	Australia	%	%
Controlled entities			
Air Locker, Inc.	United States of America	100	100
Kingsley Enterprises Pty Ltd	Australia	100	100
Off Road Accessories Ltd	Thailand	100	100
ARB Off Road Ltd	Thailand	100	100

25. Directors and executives

Details of Key Management Personnel

R.G. Brown	Chairman and Executive Director
A.H. Brown	Executive Director
J.R. Forsyth	Company Secretary and Executive Director
R.D. Fraser	Non-executive Director
E.E. Kulmar	Non-executive Director
A.P. Stott	Non-executive Director

Notes to the Financial Statements (continued)

For the Year Ended 30 June 2011

26. Related party transactions

Directors

The names of each person holding the position of Director of ARB Corporation Limited during the financial year are R.G. Brown, A.H. Brown, J.R. Forsyth, R.D. Fraser, E.E. Kulmar and A.P. Stott.

Apart from the details disclosed in this note, no Director has entered into a material contract with the Company or the economic entity since the end of the previous financial year and there were no material contracts involving Directors' interests subsisting at year end.

An importing and distribution company of which A.P. Stott is a Director, supplied product to ARB Corporation Limited and Kingsley Enterprises Pty Ltd and was paid a royalty during the year on an arms length basis. The total value of the transactions was \$132,291. The transactions were not material to the Company or to A.P. Stott personally.

Directors' holdings of shares

The ordinary shares of ARB Corporation Limited held by each Director, either directly or indirectly were:

	JUN 2011	JUN 2010
R.G. Brown (Executive)	9,550,994	9,550,994
A.H. Brown (Executive)	9,550,994	9,550,994
J.R. Forsyth (Executive)	2,814,667	2,814,667
R.D. Fraser	25,077	25,077
E.E. Kulmar	15,888	15,888

Common to each of R.G. Brown and A.H. Brown, are shares held in associated entities of Rogand Unit Trust, a trust that holds 9,507,387 ordinary shares and Rogand Superannuation Fund that holds 25,729 ordinary shares. Each Director also holds 8,939 shares directly.

R.G. Brown is a Director and member of Saharaton Pty Ltd., the holder of 8,939 (2010: 8,939) ordinary shares.

A.H. Brown is a Director and member of Thirty Third Jabot Nominees Pty Ltd., the holder of 8,939 (2010: 8,939) ordinary shares.

J.R. Forsyth, the holder of 9,414 (2010: 9,414) ordinary shares, is a Director and member of Formax Pty Ltd, the holder of 9,414 (2010: 9,414) ordinary shares, Formax Superannuation Pty Ltd, the holder of 792,874 (2010: 792,874) ordinary shares and Formax Pty Ltd (Reparar Account) the holder of 2,002,965 (2010: 2,002,965) ordinary shares.

R.D. Fraser, the holder of 6,191 (2010: 6,191) ordinary shares is a trustee and a member of the Fraser Family Superannuation Fund, the holder of 18,886 (2010: 18,886) ordinary shares.

E.E. Kulmar is a director of Kulmar Pty Ltd which is the holder of 15,888 (2010:15,888) ordinary shares as trustee of the Kulmar Superannuation Fund of which he is a member.

Controlled entities

Details of interests in the controlled entities, being wholly-owned subsidiary companies, are set out at Note 24. All transactions between the Company and its controlled entities have been eliminated on consolidation.

Ultimate parent entity

The immediate parent entity and ultimate parent entity is ARB Corporation Limited.

Loans

Loans from the Company to its overseas controlled entities are charged interest monthly at arm's length rates on the outstanding balance.

Interest revenue is brought to account by the Company in relation to these loans during the year and eliminated on consolidation:

	THE COMPANY	
	JUN 2011	JUN 2010
	(\$'000s)	(\$'000s)
Interest revenue	<u>131</u>	<u>202</u>

Notes to the Financial Statements (continued)
For the Year Ended 30 June 2011

26. Related party transactions (continued)

Other transactions

The Company sells / purchases finished goods to / from its controlled entities - Air Locker, Inc., Kingsley Enterprises Pty Ltd, Off Road Accessories Ltd and ARB Off Road Ltd. These transactions are conducted at arm's length.

2011	Sales	Purchases	Mgt fee	Interest	Rent
	(\$'000s)	(\$'000s)	(\$'000s)	(\$'000s)	(\$'000s)
Air Locker, Inc.	19,990	-	624	131	274
Kingsley Enterprises Pty Ltd	256	934	598	-	-
Off Road Accessories Ltd	941	14,859	350	-	-
ARB Off Road Ltd	643	-	-	-	-

Other inter company transactions included:

- Sales by Kingsley Enterprises Pty Ltd of \$96,000 to Air Locker, Inc.
- Sales by Off Road Accessories Ltd of \$89,000 to ARB Off Road Ltd.
- Sales by ARB Off Road Ltd of \$2,000 to Off Road Accessories Ltd.
- Rent charged by Kingsley Enterprises Pty Ltd of \$119,000 to ARB Corporation Limited.
- Rent charged by Off Road Accessories Ltd of \$18,000 to ARB Off Road Ltd.
- Management fee charged by Off Road Accessories Ltd of \$12,000 to ARB Off Road Ltd.
- Intercompany dividend paid by Kingsley Enterprises Pty Ltd of \$2,000,000.
- Intercompany dividend paid by Off Road Accessories Ltd of \$4,100,946.

2010	Sales	Purchases	Mgt fee	Interest	Rent
	(\$'000s)	(\$'000s)	(\$'000s)	(\$'000s)	(\$'000s)
Air Locker, Inc.	18,809	-	682	116	301
Kingsley Enterprises Pty Ltd	202	844	155	-	-
Off Road Accessories Ltd	1,268	12,762	244	86	-
ARB Off Road Ltd	433	-	-	-	-

Other inter company transactions included:

- Sales by Kingsley Enterprises Pty Ltd of \$27,000 to Air Locker, Inc.
- Sales by Off Road Accessories Ltd of \$68,000 to ARB Off Road Ltd.
- Rent charged by Kingsley Enterprises Pty Ltd of \$117,000 to ARB Corporation Limited.
- Rent charged by Off Road Accessories Ltd of \$19,000 to ARB Off Road Ltd.
- Management fee charged by Off Road Accessories Ltd of \$13,000 to ARB Off Road Ltd.
- Intercompany dividend paid by Kingsley Enterprises Pty Ltd of \$2,000,000.

Balances with entities within the Wholly-Owned Group

The aggregate amounts receivable from, and payable to, wholly-owned controlled entities of the Company at balance date:

	THE COMPANY	
	JUN 2011	JUN 2010
	(\$'000s)	(\$'000s)
Current receivables	10,063	9,481
Current payables	3,345	4,727

Notes to the Financial Statements (continued)
 For the Year Ended 30 June 2011

27. Segment information

The major products/services from which the economic entity derived revenue during the year remained unchanged and were the design, manufacture, distribution and sale of motor vehicle accessories and light metal engineering works.

The reportable segments of the consolidated entity are based on geographical locations comprising operations in Australia, USA and Thailand.

27 (a) Income Statement

	Australia (\$'000s)	USA (\$'000s)	Thailand (\$'000s)	Consolidated (\$'000s)
2011				
Segment revenue				
Total segment revenue	260,983	25,139	16,468	302,590
Intersegmental revenues	(31,056)	-	(14,981)	(46,037)
Segment revenue from external source	229,927	25,139	1,487	256,553
Total segment result	39,578	(364)	4,814	44,028
Intersegmental eliminations	(6,174)	-	-	(6,174)
Segment result from external source	33,404	(364)	4,814	37,854
2010				
Segment revenue				
Total segment revenue	229,046	25,409	14,007	268,462
Intersegmental revenues	(25,286)	-	(12,863)	(38,149)
Segment revenue from external source	203,760	25,409	1,144	230,313
Total segment result	29,941	570	4,681	35,192
Intersegmental eliminations	(2,154)	-	(410)	(2,564)
Segment result from external source	27,787	570	4,271	32,628

27 (b) Statement of Financial Position

	Australia (\$'000s)	USA (\$'000s)	Thailand (\$'000s)	Eliminations (\$'000s)	Consolidated (\$'000s)
2011					
Segment assets	163,667	10,378	14,481	(23,902)	164,624
Segment liabilities	39,722	7,677	2,116	(14,166)	35,349
Segment acquisition of property, plant, equipment and intangibles	10,392	70	936	-	11,398
2010					
Segment assets	145,802	11,571	16,483	(24,620)	149,236
Segment liabilities	43,405	7,062	2,298	(14,935)	37,830
Segment acquisition of property, plant, equipment and intangibles	4,914	180	1,004	-	6,098

28. Subsequent events

There has been no matter or circumstance, which has arisen since 30 June 2011 that has significantly affected or may significantly affect:

- the operations, in financial years subsequent to 30 June 2011 of the consolidated entity, or
- the results of those operations, or
- the state of affairs, in financial years subsequent to 30 June 2011 of the consolidated entity.

Directors' Declaration

The Directors declare that the financial statements and notes set out on pages 17 to 42 are in accordance with the Corporations Act 2001:

- (a) Complying with Accounting Standards, and the Corporations Regulations 2001, and other mandatory professional reporting requirements;
- (b) Complying with International Financial Reporting Standards as indicated in Note 1; and
- (c) Give a true and fair view of the financial position of the consolidated entity as at 30 June 2011 and of its performance for the year ended on that date.

In the Directors' opinion there are reasonable grounds to believe that ARB Corporation Limited will be able to pay its debts as and when they become due and payable.

This declaration has been made after receiving the declarations required to be made to the Directors in accordance with sections 295A of the Corporations Act 2001 for the financial period ended 30 June 2011.

This declaration is made in accordance with a resolution of the Directors.



Roger G Brown
Director



John R Forsyth
Director

Melbourne, 17 August, 2011

INDEPENDENT AUDITOR'S REPORT

To the Members of ARB Corporation Limited

Report on the Financial Report

We have audited the accompanying financial report of ARB Corporation Limited and its controlled entities, which comprises the consolidated statement of financial position as at 30 June 2011, the consolidated statement of comprehensive income, the consolidated statement of changes in equity and the consolidated statement of cash flows for the year then ended, notes comprising a summary of significant accounting policies and other explanatory information, and the directors' declaration of the consolidated entity comprising the company and the entities it controlled at the year's end or from time to time during the financial year.

Directors' Responsibility for the Financial Report

The directors of the company are responsible for the preparation of the financial report that gives a true and fair view in accordance with Australian Accounting Standards and the *Corporations Act 2001* and for such internal control as the directors determine is necessary to enable the preparation of the financial report that is free from material misstatement, whether due to fraud or error. In Note 1, the directors also state, in accordance with Accounting Standard AASB 101 *Presentation of Financial Statements*, that the financial statements comply with *International Financial Reporting Standards*.

Auditor's Responsibility

Our responsibility is to express an opinion on the financial report based on our audit. We conducted our audit in accordance with Australian Auditing Standards. Those standards require that we comply with relevant ethical requirements relating to audit engagements and plan and perform the audit to obtain reasonable assurance about whether the financial report is free from material misstatement.

An audit involves performing procedures to obtain audit evidence about the amounts and disclosures in the financial report. The procedures selected depend on the auditor's judgement, including the assessment of the risks of material misstatement of the financial report, whether due to fraud or error. In making those risk assessments, the auditor considers internal control relevant to the entity's preparation of the financial report that gives a true and fair view in order to design audit procedures that are appropriate in the circumstances, but not for the purpose of expressing an opinion on the effectiveness of the entity's internal control. An audit also includes evaluating the appropriateness of accounting policies used and the reasonableness of accounting estimates made by the directors, as well as evaluating the overall presentation of the financial report.

We believe that the audit evidence we have obtained is sufficient and appropriate to provide a basis for our audit opinion.

Independence

In conducting our audit, we have complied with the independence requirements of the *Corporations Act 2001*.

Opinion

In our opinion:

- (a) the financial report of ARB Corporation Limited is in accordance with the *Corporations Act 2001*, including:
 - (i) giving a true and fair view of the consolidated entity's financial position as at 30 June 2011 and of its performance for the year ended on that date; and
 - (ii) complying with Australian Accounting Standards and the *Corporations Regulations 2001*; and
- (b) the consolidated financial report also complies with *International Financial Reporting Standards* as disclosed in Note 1.

Report on the Remuneration Report

We have audited the Remuneration Report included in pages 13 to 14 of the directors' report for the year ended 30 June 2011. The directors of the company are responsible for the preparation and presentation of the Remuneration Report in accordance with section 300A of the *Corporations Act 2001*. Our responsibility is to express an opinion on the Remuneration Report, based on our audit conducted in accordance with Australian Auditing Standards.

Opinion

In our opinion, the Remuneration Report of ARB Corporation Ltd and its controlled entities for the year ended 30 June 2011 complies with section 300A of the *Corporations Act 2001*.



A R FITZPATRICK

Partner

Melbourne, 17 August, 2011



PITCHER PARTNERS

ASX Additional Information

Additional information required by the ASX Limited Listing Rules and not disclosed elsewhere in this report.

SHAREHOLDINGS

Substantial Shareholders

The number of shares to which substantial shareholders were entitled as listed in the Company's register of substantial shareholders at 5 August 2011 was:

Shareholder	Ordinary
Rogand Pty Ltd	9,586,750
Commonwealth Bank of Australia	5,632,321
Credit Suisse Holdings (Australia) Limited	4,650,799
Aberdeen Asset Management Asia Limited	4,644,699

Class of Shares and Voting Rights

At 31 July 2011, there were 5,560 holders of the ordinary shares of the Company. The voting rights attaching to the ordinary shares are set out in the Company's Constitution.

Distribution of shareholders (as at 31 July 2011):

	Holders	%	Shares Held	%
1 - 1,000	1,740	31.30	994,180	1.37
1,001 - 5,000	2,580	46.41	6,740,183	9.30
5,001 - 10,000	718	12.91	5,204,423	7.18
10,001 - 100,000	489	8.79	11,161,885	15.40
100,001 or more	33	0.59	48,380,631	66.75
	<u>5,560</u>	<u>100.00</u>	<u>72,481,302</u>	<u>100.00</u>

The number of shareholders holding less than a marketable parcel at 31 July 2011 was 68.

Twenty largest shareholders (as at 4 August 2011)

Name of Holder	Number of ordinary shares held	% of issued ordinary shares held
Rogand Pty Ltd	9,507,387	13.12
HSBC Custody Nominees (Australia) Limited	7,266,258	10.03
National Nominees Limited	6,561,409	9.05
Citicorp Nominees Ltd	4,740,311	6.54
J P Morgan Nominees Australia Limited	4,103,349	5.66
Cogent Nominees Pty Ltd	2,990,567	4.13
Formax Pty Ltd (Reparar Account)	2,002,965	2.76
RBC Dexia Investor Services Australia Nominees Pty Limited (PIPOOLED Account)	883,193	1.22
BKI Investment Company Limited	845,600	1.17
Citicorp Nominees Pty Ltd <Colonial First State Inv Account>	830,100	1.15
Formax Pty Ltd (Superannuation Fund Account)	792,874	1.09
RBC Dexia Investor Services Australia Nominees Pty Limited (BKCUST Account)	776,432	1.07
Cogent Nominees Pty Ltd (SMP Accounts)	733,405	1.01
Milton Corporation Limited	709,941	0.98
J P Morgan Nominees Australia Limited <Cash Income Account>	689,190	0.95
Perpetual Trustee Company Ltd (Alliance Account)	655,282	0.90
Mrs Pamela Shirley Carpenter	598,888	0.83
Bond Street Custodians Limited (Ganes Value Growth Account)	432,922	0.60
Mr Gerard James Van Paassen (The Van Paassen Fam Account)	407,199	0.56
Bond Street Custodians Limited<Celeste Concentrated Fund>	359,019	0.50

The 20 largest shareholders hold 63.32% of the ordinary shares of the Company.

There is no current on market buy back of shares.

ASX Additional Information (continued)

OFFICES AND OFFICERS

Company Secretary

John R Forsyth B.E., M.B.A.

Principal Registered Office

42-44 Garden Street
Kilsyth Victoria 3137
Telephone: (03) 9761 6622
Facsimile: (03) 9761 6807

Location of Share Register

Computershare Investor Services Pty Limited
Yarra Falls, 472 Johnston Street
Abbotsford Victoria 3067
P.O. Box 2975
Melbourne Victoria 3001
Telephone: (03) 9415 5000
Facsimile: (03) 9473 2587

Stock Exchange

Australian Securities Exchange
Level 45, South Tower
Rialto, 525 Collins Street
Melbourne Victoria 3000
Telephone: 1300 300 279

THIS PAGE HAS BEEN LEFT BLANK INTENTIONALLY




4X4 ACCESSORIES



ARB's Australian catalogue is completely redesigned to suit our ever-growing customer base.

ARB launches a new alloy nudge bar range for an increasing number of vehicles.



Continued growth in engineering, production and manufacturing ensures ARB delivers exceptional 4x4 accessories for new vehicles, including the Volkswagen Amarok.

ARB donates to a sizeable number of charitable organisations, including Rotary and Legacy via the ARB Australian Outback 4x4 Extreme event.



The portable version of ARB's new twin motor air compressors wins first place in 4x4 Australia magazine's portable air compressor comparison.





4X4 ACCESSORIES